

# Sustainability footprint

Nordea 1 – Global Stars Equity Fund

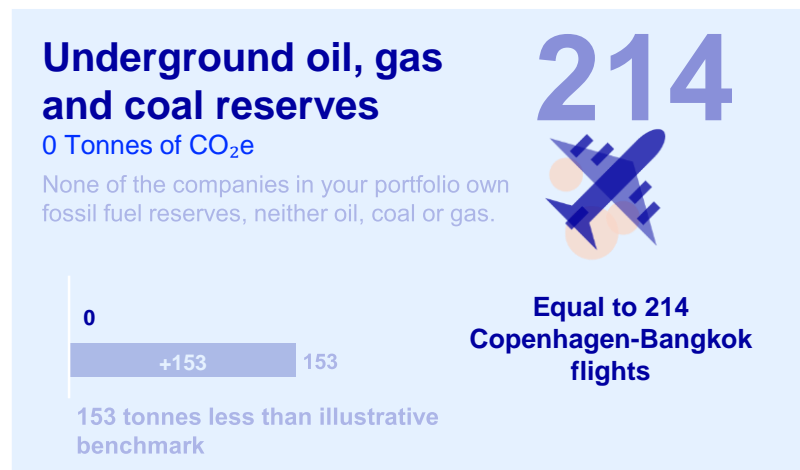
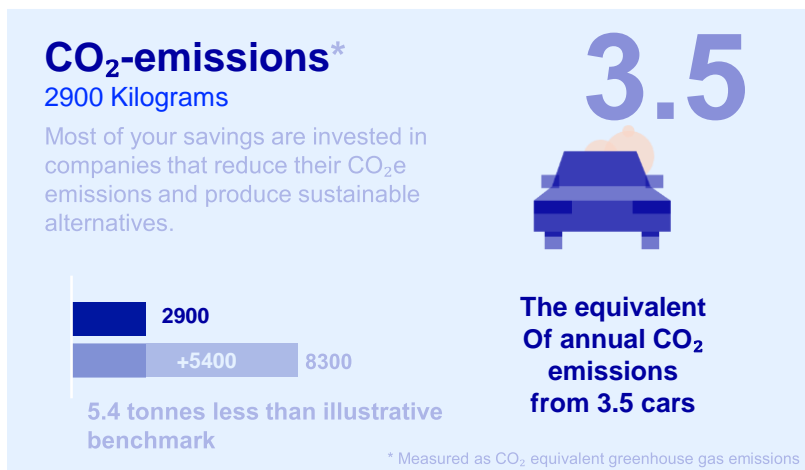
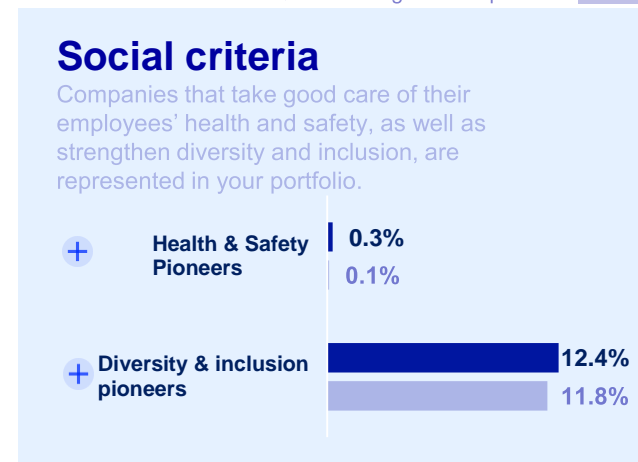
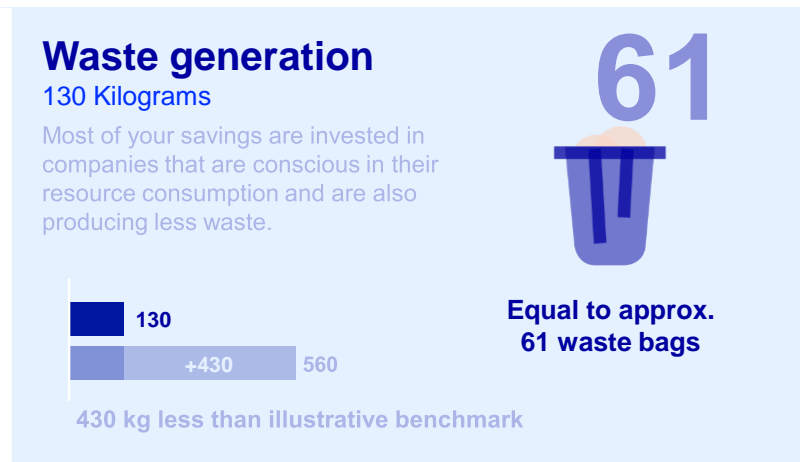
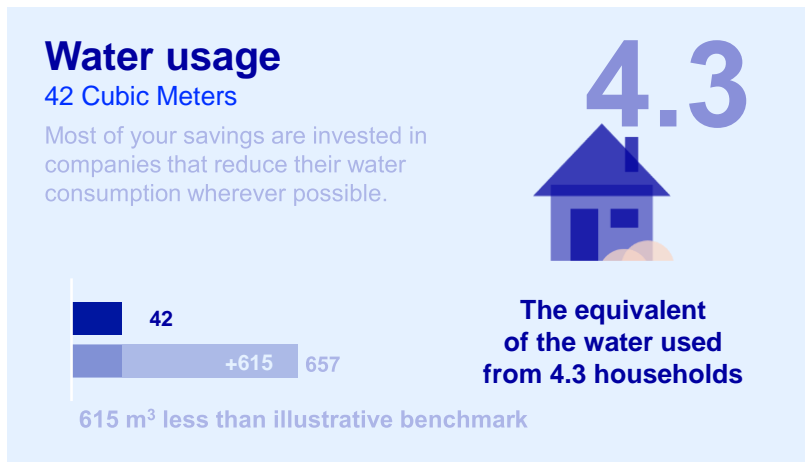


\* investing for their own account – according to MiFID definition

# The Sustainability footprint of 100,000 EUR invested in Nordea 1 – Global Stars Equity Fund

LU0985320562 (BP-USD) / LU0985319804 (BI-USD)

Fund Illustrative Benchmark: NASDAQ Global Large Mid Cap Index



This sustainability footprint overview is prepared by NASDAQ based on analysis of Nordea - 1 Global Stars Equity Fund's holdings as of 31/07/2020. The analysis is based the equity investments in the fund and the holdings are compared to the NASDAQ Global Large Cap Index. The calculations are based on an example investment of 100,000 EUR, of which ca. 98% is invested in equities. For illustration purposes only. This overview does not constitute investment advice. Please note that the value of investments can go up as well as down and you might not get back the amount originally invested.

## Understanding the metrics used

### Water usage

**Shows how much water the companies in the underlying funds directly use or purchase annually.**

This metric is calculated by relating the annual water use (in cubic meters) of the underlying companies to the weight of those companies (equity exposure) in the fund/portfolio and to the size of the invested amount. The comparison with household use is based on average European household water consumption data from Eurostat.

**Why do we measure the water usage footprint:** The fashion industry is the third largest annual user of water globally after oil and paper, responsible for more than 10% of the water used by all types of industry. Depending on materials and production processes, fashion companies can reduce their water footprint. (Source: Common Objective/WWF)

### Waste generation

**Shows how much waste the companies in the underlying funds produce annually, that is either incinerated or disposed to landfill.**

This metric is calculated by relating the annual waste generation (in tonnes) of the underlying companies to the weight of those companies (equity exposure) in the fund/portfolio as well as the size of the invested amount. The comparison with number of waste bags considers that an average waste bag has 7kg and is based on data sourced from EU and Plast.dk.

**Why do we measure the waste generation footprint:** With the current pace of plastic waste ending up in the oceans (equal to one garbage truck dumped in the oceans every minute), it's projected that by 2050, the total amount of plastic waste in the oceans will weigh more than all fish, and 99% of seabirds will have ingested plastics. Hence there is an urgent need to limit the waste. ( Source: WWF)

# Understanding the metrics used

## CO2e emissions

Shows annual greenhouse gas emissions produced directly by the companies in the underlying funds and from their consumption of energy (Scope 1+2).

This metric is calculated by relating the annual greenhouse gas emissions (in tonnes, translated into CO2 equivalents) of the underlying companies to the weight of those companies (equity exposure) in the fund/portfolio and to the size of the invested amount. The comparison with the car emissions is based on data from EEA/ICCT on average emissions for new cars sold in EU in 2016.

**Why do we measure the CO2e emissions footprint:** While it is good to turn lights off to save energy, 20 companies have alone contributed to 35% of all energy-related carbon dioxide and methane worldwide, totalling 480bn tonnes of carbon dioxide equivalents (GtCO2e) since 1965. (Source: The Guardian)

## What are Scope 1, 2 and 3 CO2 emissions:

Scope 1 are direct emissions from owned or controlled sources. Scope 2 are indirect emissions from the generation of purchased energy. Scope 3 are all indirect emissions that occur in the value chain of the reporting company, upstream and downstream. For instance, a car manufacturer: The car manufacturer emits CO2e when assembling cars (Scope 1). The manufacturer's suppliers emit CO2e to generate electricity for the manufacturer production of electricity (Scope 2). A rental car provider operates the cars and emits CO2e over the product's lifetime (Scope 3).

## Fossil reserves

Shows the future potential CO2e emissions if oil, gas & coal reserves owned by the companies in the underlying funds are extracted from the ground and burned.

This metric is calculated by relating the proven and probable resources of oil, gas and coal that the underlying companies have disclosed, to the weight of those companies (equity exposure) in the fund/portfolio and to the size of the invested amount. Please note that the calculation considers the lifetime CO2e emissions (in tonnes) associated with these reserves. The comparison with number of flights is based on calculations from ICAO.

**Why do we measure the fossil reserves footprint:** While the business of extracting oil, gas and coal from the ground emits large amounts of CO2, an even larger amount is emitted when the resources are used as fuel. Extraction companies can therefore potentially cause future emissions by extracting reserves.

## What are CO2 Equivalents (CO2e):

Different greenhouse gasses that contribute differently to global warming. According to the GHG Protocol, they are all converted into one measure, CO2 equivalents:

Greenhouse gas	CO2 equivalent
Carbon Dioxide	1
Methane	25
Sulphur Hexafluoride	22,8
Nitrus Oxide	298
Per Fluoro Carbons	7850
Hydro Fluoro Carbons	2400

## Understanding the metrics used

### **Business ethics violations**

Companies that have violated different ethical guidelines or norms. For example, companies involved in fraud or money laundering are flagged here.

### **Business ethics pioneers**

Companies flagged for a particularly strong preservation of ethical guidelines and/or norms.

### **Diversity and inclusion pioneers**

Companies acknowledged for their work, practices and efforts within diversity and inclusion – both in leadership and in the overall workforce.

### **Human and labor rights pioneers**

Companies acknowledged for their particular focus on the protection and support of human rights and labor rights.

# Disclaimer

The sub-funds mentioned are part of Nordea 1, SICAV, an open-ended Luxembourg-based investment company (Société d'Investissement à Capital Variable), validly formed and existing in accordance with the laws of Luxembourg and with European Council Directive 2009/65/EC of 13 July 2009. **This document is advertising material** and does not disclose all relevant information concerning the presented sub-funds. Any investment decision in the sub-funds should be made on the basis of the current prospectus and the Key Investor Information Document (KIID), which are available, along with the current annual and semi-annual reports, electronically in English and in the local language of the market where the mentioned SICAV is authorised for distribution, without charge upon request from Nordea Investment Funds S.A., 562, rue de Neudorf, P.O. Box 782, L-2017 Luxembourg, from the local representatives or information agents, or from our distributors. Investments in derivative and foreign exchange transactions may be subject to significant fluctuations which may affect the value of an investment. **Investments in Emerging Markets involve a higher element of risk. The value of shares can greatly fluctuate as a result of the sub-fund's investment policy and cannot be ensured. Investments in equity and debt instruments issued by banks could bear the risk of being subject to the bail-in mechanism (meaning that equity and debt instruments could be written down in order to ensure that most unsecured creditors of an institution bear appropriate losses) as foreseen in EU Directive 2014/59/EU. For further details of investment risks associated with these sub-funds, please refer to the relevant Key Investor Information Document (KIID), available as described above.** Nordea Investment Funds S.A. has decided to bear the cost for research, i.e. such cost is covered by existing fee arrangements (Management-/Administration-Fee). Nordea Investment Funds S.A. only publishes product-related information and does not make any investment recommendations. Published by Nordea Investment Funds S.A., 562, rue de Neudorf, P.O. Box 782, L-2017 Luxembourg, which is authorized by the Commission de Surveillance du Secteur Financier in Luxembourg. Further information can be obtained from your financial advisor. He/she can advise you independently of Nordea Investment Funds S.A. **Please note that all sub funds and share classes might not be available in your country of jurisdiction. Additional information for investors in Switzerland:** The Swiss Representative and Paying Agent is BNP Paribas Securities Services, Paris, Succursale de Zurich, Selnaustrasse 16, CH-8002 Zurich, Switzerland. **Additional information for investors in Germany:** The Information Agent in Germany is Société Générale S.A. Frankfurt Branch, Neue Mainzer Straße 46-50, DE-60311 Frankfurt am Main, Germany. A hard copy of the above-mentioned fund documentation is also available here. **Additional information for investors in Austria:** The Information and Paying Agent in Austria is Erste Bank der österreichischen Sparkassen AG, Am Belvedere 1, AT-1100 Vienna, Austria. **Additional information for investors in the Netherlands:** Nordea 1, SICAV is a Luxembourg Undertaking for Collective Investment in Transferable Securities (UCITS) registered in the Netherlands in the register kept by the AFM, and as such is allowed to offer its shares in the Netherlands. The AFM register can be consulted via [www.afm.nl/register](http://www.afm.nl/register). **Additional information for investors in France:** With the authorisation of the AMF the shares of the sub-funds of Nordea 1, SICAV may be distributed in France. Centralising Correspondent in France is CACEIS Bank, located at 1-3, place Valhubert, FR-75206 Paris cedex 13, France. **Investors are advised to conduct thorough research before making any investment decision. Additional information for investors in Belgium:** The Financial Service Agent in Belgium is BNP Paribas Securities Services S.C.A., Brussels Branch, Rue de Loos 25, BE-1000- Brussels, Belgium. A hard copy of the above-mentioned fund documentation is available upon demand free of charge. **Additional information for investors in Spain:** Nordea 1, SICAV is duly registered in the CNMV official registry of foreign collective investment institutions (entry no. 340) as authorised to be marketed to the public in Spain. The Depository of the SICAV's assets is, J.P. Morgan Bank Luxembourg S.A. In Spain, any investment must be made through the authorised distributors and on the basis of the information contained in the mandatory documentation that must be received from the SICAV's authorised distributor prior to any subscription. The Representative Agent is Allfunds Bank S.A.U., C/ de los Padres Dominicos, 7, ES- 28050 Madrid, Spain. A complete list of the authorised distributors is available in the CNMV's webpage ([www.cnmv.es](http://www.cnmv.es)). **Additional information for investors in Portugal:** The Management Company of the SICAV, Nordea Investment Funds, S.A., and the Depository of the SICAV's assets, J.P. Morgan Bank Luxembourg S.A., are validly formed and existing in accordance with the laws of Luxembourg and authorized by the Commission de Surveillance du Secteur Financier in Luxembourg. Our distributor in Portugal is BEST - Banco Electrónico de Serviço Total, S.A., duly incorporated under the laws of Portugal and registered with the CMVM as a financial intermediary. **Additional information for investors in Italy:** Fund documentation as listed above is also available in Italy from the distributors and on the website [www.nordea.it](http://www.nordea.it). The updated list of distribution agents in Italy, grouped by homogenous category, is available from the distributors themselves or from the Paying Agents: State Street Bank International GmbH – Succursale Italia, BNP Paribas Securities Services - Succursale di Milano, Allfunds Bank S.A.U. Succursale di Milano, Société Générale Securities Services S.p.A., Banca Sella Holding S.p.A, Banca Monte dei Paschi di Siena S.p.A., CACEIS Bank S.A – Succursale Italia and on the website [www.nordea.it](http://www.nordea.it). Any requests for additional information should be sent to the distributors. **Before investing, please read the prospectus and the KIID carefully.** We recommend that you read the most recent annual financial statement in order to be better informed about the fund's investment policy. **The prospectus and KIID for the sub-funds have been published with Consob.** For the risk profile of the mentioned sub-funds, please refer to the fund prospectus. **Additional information for investors in the United Kingdom:** The Facilities Agent is Financial Express Limited 2nd Floor, Golden House 30 Great Pulteney Street W1F 9NN, London, United Kingdom. **Additional information for investors in Ireland:** The Facilities Agent is Maples Fund Services (Ireland) Limited, 32 Molesworth Street, D02 Y512 Dublin 2, Ireland. **Additional information for investors in Sweden:** The Paying Agent is Nordea Bank Abp, Swedish Branch, Smålandsgatan 17, SE-105 71 Stockholm, Sweden. **Additional information for investors in Denmark:** The Representative and Sub-Paying Agent is Nordea Bank Abp, Danish Branch, Grønlandsvej 10, DK-2300 Copenhagen S, Denmark. A hard copy of the above-mentioned fund documentation is available here. **Additional information for investors in Norway:** The Paying Agent is Nordea Bank Abp, Norwegian Branch, Essendrops gate 7, Postboks 1166 Sentrum, NO-0107 Oslo, Norway. The Representative Agent is Nordea Funds Ltd., Norwegian Branch, Essendrops gate 7, Postboks 1166 Sentrum, NO-0107 Oslo, Norway. **Additional information for investors in Finland:** The Paying Agent is Nordea Bank Abp, Satamaradankatu 5, FI-00020, Helsinki, Finland. The Representative Agent is Nordea Funds Ltd, Satamaradankatu 5, FI-00020, Helsinki, Finland. **Additional information for investors in Latvia:** The Representative Agent is Luminor Bank AS, 62 Skanstes iela 12, LV-1013 Riga, Latvia. **Additional information for investors in Estonia:** The Representative Agent in Estonia is Luminor Bank AS, Liivalaia 45, EE-10145 Tallinn, Estonia. **Additional information for investors in Lithuania:** The Representative Agent in Lithuania is Luminor Bank AB, Konstitucijos pr. 21A, LT-03601 Vilnius, Lithuania. Shareholders must evaluate possible investment risks and take this into consideration when making investment decisions. **Information for investors in Brazil:** This is a strictly privileged and confidential document for the purposes of a potential investment in foreign securities on a one-on-one basis with potential investors with a pre-existing relationship with Nordea Investment Funds S.A. This document contains information addressed only to a specific individual and is not intended for distribution to, or use by, any other person. This document (i) is provided for informational purposes only, (ii) should not be construed in any manner as any solicitation or offer to buy or sell any securities or any related financial instruments, (iii) should not be construed in any manner as a public offer of any securities or any related financial instruments, and (iv) will be addressed to a potential investor with restrict access of information. Nordea 1, SICAV have not been, and will not be, registered with the Brazilian Securities Commission (Comissão de Valores Mobiliários - CVM), and must not be offered or sold in Brazil except in circumstances which do not constitute a public offering or distribution under Brazilian laws and regulations. Any public offering, placement or distribution, as defined under Brazilian laws and regulations, of securities in Brazil, is not legal without prior registration under Law No. 6,385 of December 7, 1976, as amended. Documents relating to the offering of the Nordea 1, SICAV, as well as information contained therein, must not be supplied to the general public in Brazil (as the offering of the Nordea 1, SICAV is not a public offering of securities in Brazil) or used in connection with any offer for subscription or sale of the Nordea 1, SICAV to the general public in Brazil. Investors within Brazil should consult with their own counsel as to the applicability of these laws and regulations or any exemption there from. Source (unless otherwise stated): Nordea Investment Funds S.A. Unless otherwise stated, all views expressed are those of Nordea Investment Funds S.A. This document may not be reproduced or circulated without prior permission and must not be passed to private investors. This document contains information only intended for professional investors and financial advisers and is not intended for general publication. Reference to companies or other investments mentioned within this document should not be construed as a recommendation to the investor to buy or sell the same but is included for the purpose of illustration.